

## How to purchase AllergyWise<sup>®</sup> for Schools

- 1) Click here: <https://www.anaphylaxis.org.uk/course/allergywise-for-schools/>

### AllergyWise<sup>®</sup> for Schools

This course is designed to ensure all school staff can recognise the signs of a serious allergic reaction (anaphylaxis) and have the confidence to safely manage pupils with allergies.

FAQs

Course Outline

Pricing

Sign up now and purchase this course. £10 including VAT per person. Minimum purchase of 10.

Purchase Course →

CURRENT STATUS

NOT ENROLLED

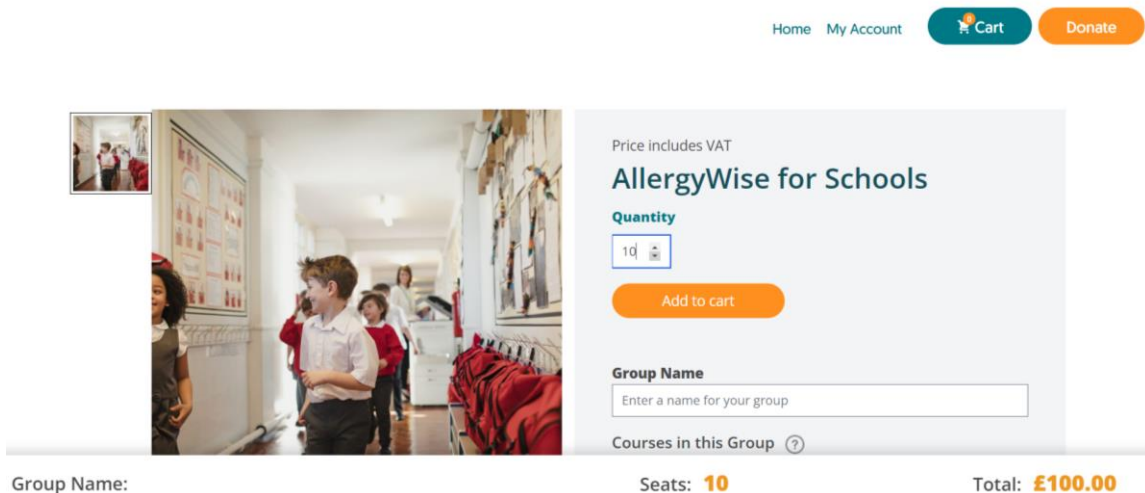
PRICE

GBP **10**

GET STARTED

Take this Course

- 2) Click either 'Purchase Course' or 'Take this Course' which takes you to: <https://www.anaphylaxis.org.uk/product/allergywise-for-schools/>
- 3) Use the Quantity box arrows to select how many users to purchase for. There is a minimum purchase of 10.
- 4) In the Group Name box type the name of your school.
- 5) Click Add to cart.



Home My Account Cart Donate

Price includes VAT

### AllergyWise for Schools

Quantity

10

Add to cart

Group Name

Enter a name for your group


Courses in this Group ?

Group Name: Seats: **10** Total: **£100.00**

- 6) On the next Cart page you can apply a coupon code if eligible. If you have bulk purchased our AllergyWise<sup>®</sup> for Schools for a minimum of 10 staff in the past, please get in touch using this [contact form](#) for a 20% discount coupon code. This coupon code must be applied before purchasing. If you are large school or Multi Academy Trust looking to purchase the course for 50 or more staff, please get in touch using the [contact form](#) for bespoke pricing.

- 7) Tick the box to accept the [terms and conditions](#).
- 8) Click the Checkout button. You can also add an optional donation if you would like to.

### My Cart

| Product   | Quantity                        | Total   |
|---|---------------------------------|---------|
|  <span style="margin-left: 10px;">AllergyWise for Schools</span> | - 10 +<br><small>Remove</small> | £100.00 |

Coupon code
Apply coupon
Update cart

**Total** **£100.00**

Note/Order Instructions

I accept Anaphylaxis UK Trading Ltd's Terms & Conditions

Add Donation?

Checkout

- 9) On the next Checkout page you need to enter your billing details (address, email address, name and card payment details).

#### Billing details

|  |  |
|--|--|
| <p><small>Address Line 1 *</small></p> <input style="width: 95%;" type="text" value="House number and street name"/> | <p><small>Address Line 2 (optional)</small></p> <input style="width: 95%;" type="text" value="Apartment, suite, unit, etc. (optional)"/> |
| <p><small>Postcode *</small></p> <input style="width: 95%;" type="text"/>  | <p><small>Town / City *</small></p> <input style="width: 95%;" type="text"/>   |
| <p><small>Country / Region *</small></p> <input style="width: 95%;" type="text" value="United Kingdom (UK)"/>        | <p><small>Email address *</small></p> <input style="width: 95%;" type="text"/>   |
| <p><small>Title *</small></p> <input style="width: 95%;" type="text" value="Mr"/>                                    |  |
| <p><small>First Name *</small></p> <input style="width: 95%;" type="text" value="First Name"/>                       | <p><small>Last Name *</small></p> <input style="width: 95%;" type="text" value="Last Name"/>   |

#### Credit Card (Stripe)

Pay with your credit card via Stripe.

Card Number \*


Expiry Date \*

Card Code (CVC) \*

Your personal data will be used to process your order, support your experience throughout this website, and only for other purposes described in our privacy policy.

#### Captcha \*

I'm not a robot



[Refresh Captcha](#)

Place Order

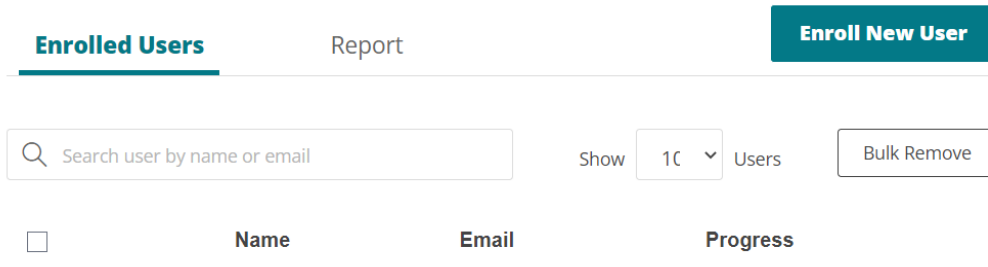
- 10) Tick the Captcha box then click the Place Order button.

## How to enrol users

- 1) After clicking 'Place Order', scroll to the bottom of the page and click the Proceed to Group button. This will take you directly to your Groups Dashboard.
- 2) After clicking 'Place Order' you will also receive an email from Anaphylaxis UK to say your account has been created. In this email is a link for you to set your password. You need to click this link and set your password before you click on the link in the email to access [your account](#) area. Once logged in to your account area, click on 'Learning Groups' for access to your Groups Dashboard.
- 3) From your Groups Dashboard you can enrol users onto the course, view how many user registrations you have left and view user progress.



The screenshot shows a sidebar menu on the left with the following items: Account Details, My Subscriptions, Training, Learning Groups (highlighted in dark blue), Orders, and Logout. The main content area is titled 'Test Primary School' and displays '10 / 10 user registrations left'. Below this is a 'Shareable Link' field containing the URL: <https://www.anaphylaxis.org.uk/share/lesson/aed6>. A placeholder image for the school is shown with the text 'No Image Available'.



The screenshot shows the 'Enrolled Users' management interface. At the top, there is a 'Report' link and an 'Enroll New User' button. Below this is a search bar with the placeholder text 'Search user by name or email'. To the right of the search bar, there is a 'Show' dropdown menu set to '10' and a 'Bulk Remove' button. Below the search bar, there is a table with the following columns: Name, Email, and Progress. A checkbox is visible to the left of the table header.

- 4) There are 3 options to enrol users:
  - a. Click the Enrol New User button and add users manually by entering their name and email address. You can add more users by clicking the + button.


**Add Users** Upload via CSV

---

FIRST NAME

LAST NAME

EMAIL

 Remove User

Add more users

- b. Click the Enrol New User button and upload multiple users via a CSV document. You can download a sample CSV file as a template.

### Enroll New Users

Add Users **Upload via CSV**

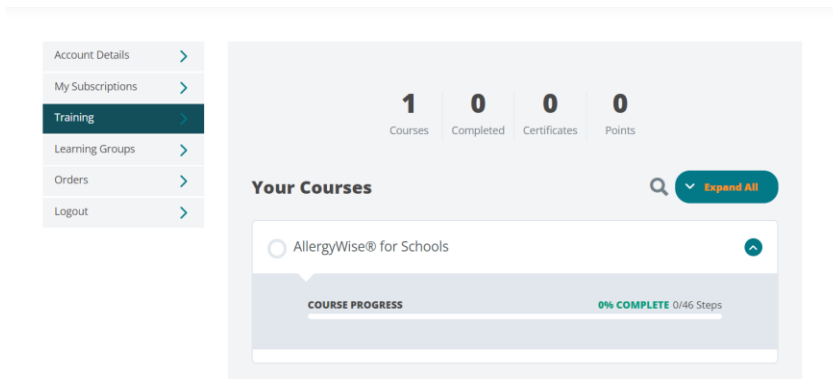
---

Drag and drop the CSV file here OR  [Download Sample CSV](#)

- c. Copy and paste the shareable link and distribute this to users.

### What a user needs to do:

- 1) When a user is enrolled directly, via options a) and b) above, they will receive an email from Anaphylaxis UK to tell them their account has been created. The email includes a username and password, plus a link to access their account area. They can [login to their account](#) using the login details in the email. Once logged in, click on Training, then click AllergyWise<sup>®</sup> for Schools to access the course.



After clicking on AllergyWise® for Schools, scroll down and click on the first course lesson to start the course.

### Course Content

#### INTRODUCTION

Before you start this course

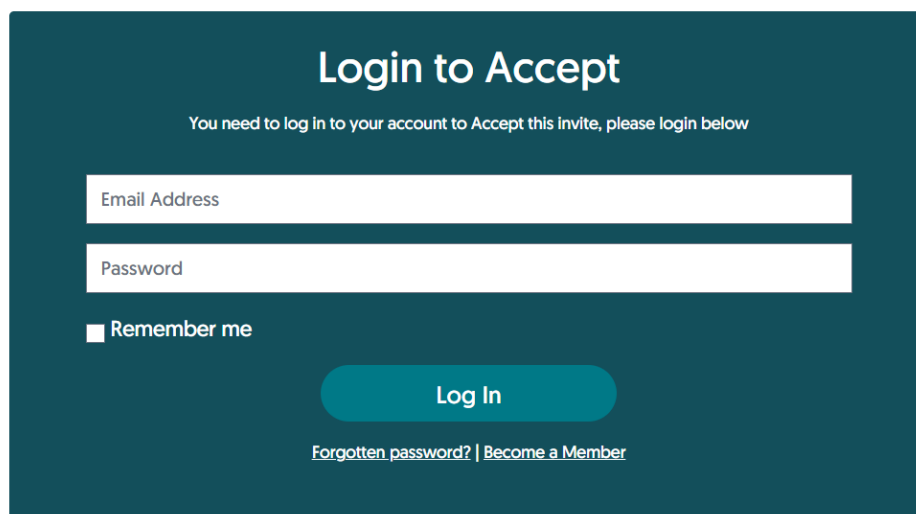
AllergyWise® for Schools learning outcomes

#### ALLERGIC REACTIONS

What is an allergic reaction?

Common causes of allergic reactions

- 2) When a user is sent the shareable link by the group leader, they need to go to the link. If they already have an account with Anaphylaxis UK they can login. If they don't already have an account with Anaphylaxis UK they need to click the 'Become a Member' link on the bottom right.



**Login to Accept**

You need to log in to your account to Accept this invite, please login below

Email Address

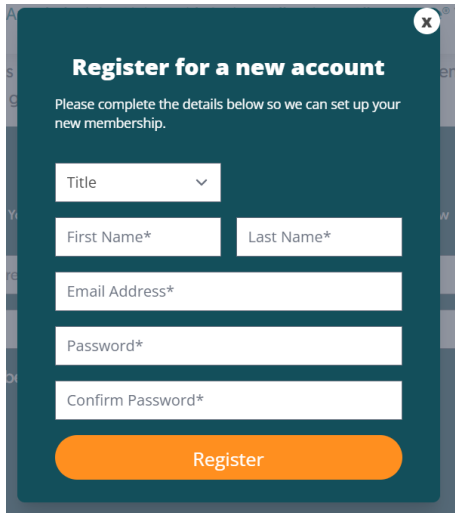
Password

Remember me

**Log In**

[Forgotten password?](#) | [Become a Member](#)

After clicking 'Become a Member', enter their name, email address and password. Then click Register.



**Register for a new account**

Please complete the details below so we can set up your new membership.

Title

First Name\*  Last Name\*

Email Address\*

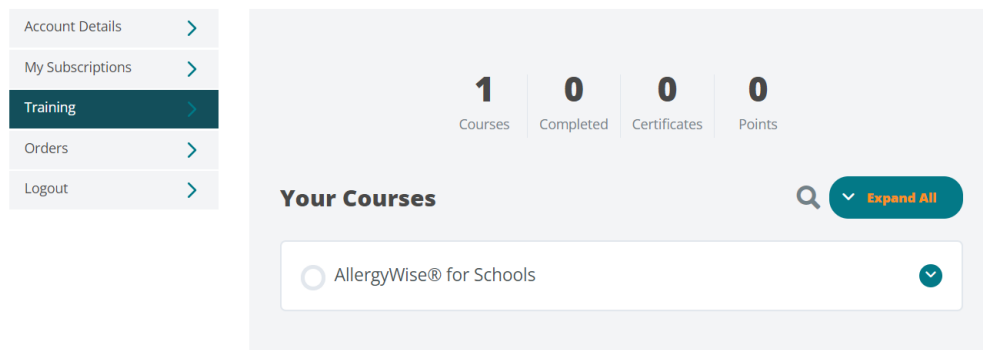
Password\*

Confirm Password\*

[Register](#)

On the next page click the Join & Gain Access button.

They will then see the Training area of their dashboard where they can click on the AllergyWise® for Schools course to access it.



Account Details [>](#)

My Subscriptions [>](#)

**Training** [>](#)

Orders [>](#)

Logout [>](#)

**1** Courses

**0** Completed

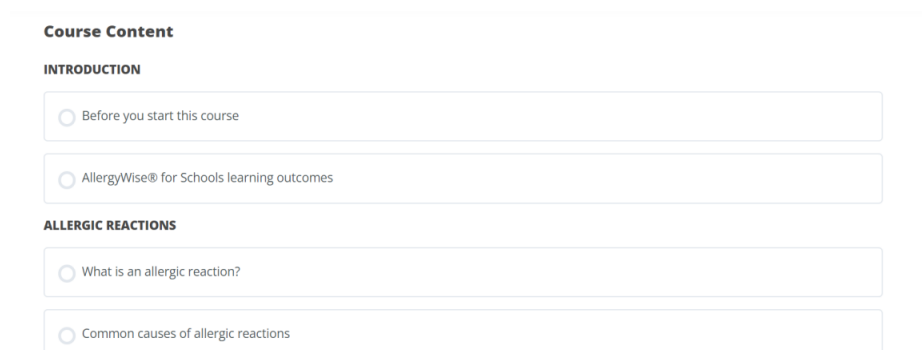
**0** Certificates

**0** Points

**Your Courses** [🔍](#) [Expand All](#)

AllergyWise® for Schools [⌵](#)

After clicking on AllergyWise® for Schools, scroll down and click on the first course lesson to start the course.



**Course Content**

**INTRODUCTION**

Before you start this course

AllergyWise® for Schools learning outcomes

**ALLERGIC REACTIONS**

What is an allergic reaction?

Common causes of allergic reactions